Exhibit "A"

1. This project has been divided into three different phases as per attached drawing. Contractor shall start on Phase 1, complete all work within that phase before moving into the next phase. Contractor shall provide access to all exhibit during the duration of the project. Contractor shall also provide 7' plywood temporary fence while working on each phase area. Submit and obtain approval from the engineer on the temporary fence design.

2. Add additional demolition work per attached drawing.

3. Add additional drainage and grading work per attached drawing.

4. Add additional water and sewer work per attached drawing.

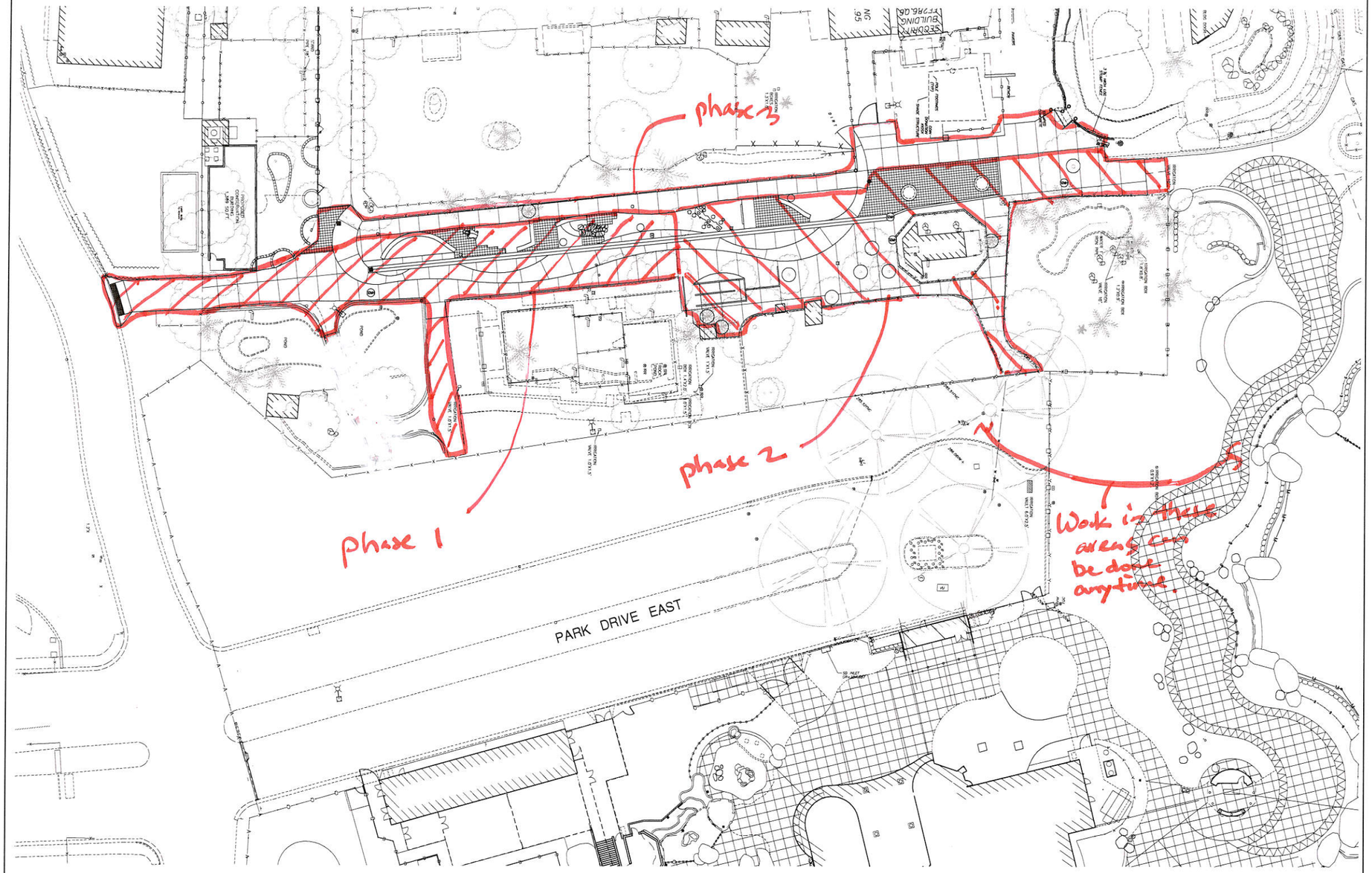

Alan Mok Engineering
Alan Mok, PE, PLS, LEED AP
Principal
7415 N. PALM AVENUE #101
FRESNO, CALIFORNIA 93711
Tel 559-432-8679
Fax 559-432-8697
www.alanmokengineering.com

PROJECT:

SOUTH CORRIDOR INFRASTRUCTURE IMPROVEMENTS PROJECT AT FRESNO CHAFFEE ZOO

LOCATION:
894 W Belmont Ave.
Fresno, CA 93728
(559) 498-5910

DRAWN FOR:
FRESNO CHAFFEE ZOO

LOCATION:
894 W Belmont Ave.
Fresno, CA 93728
(559) 498-5910

ALAN K. MOK, P.E., R.C.E 42,618

EDWARD M. WONG, P.E., R.C.E. 54,740

REGISTERED PROFESSIONAL ENGINEER ALAN K. MOK No. 42618 EXP. 3/30/19 CIVIL STATE OF CALIFORNIA

ALAN MOK ENGINEERING EXPRESSLY RESERVES ITS COMMON LAW COPYRIGHT AND OTHER APPLICABLE PROPERTY RIGHTS IN THESE PLANS. THESE PLANS ARE NOT TO BE REPRODUCED, CHANGED, OR COPIED IN ANY FORM OR MANNER WHATSOEVER, NOR ARE THEY TO BE ASSIGNED TO A THIRD PARTY WITHOUT FIRST OBTAINING THE WRITTEN PERMISSION AND CONSENT OF THE ENGINEER. IN THE EVENT OF UNAUTHORIZED REUSE OF THESE PLANS BY A THIRD PARTY, THE THIRD PARTY SHALL HOLD THE ENGINEER HARMLESS, AND SHALL BEAR THE COST OF THE ENGINEER'S LEGAL FEES, ASSOCIATED WITH DEFENDING AND ENFORCING THESE RIGHTS.

REVISIONS:

No.	DATE	DESCRIPTION

SHEET DESCRIPTION:
Phasing Diagram
~~UTILITIES PLAN~~

SCALE: 1" = 20'

PROJECT COORDINATOR: AKM	SHEET No. C2
PROJECT No. 217-0273	
DATE: 3/16/2018	
SCALE: AS NOTED	

N:\2017 PROJECTS\217-0273\DRAWINGS\PRODUCTION DRAWINGS\217-0273_UT.DWG
PLOT: 4/9/2018 3:18 PM BY IRENE GONZALEZ

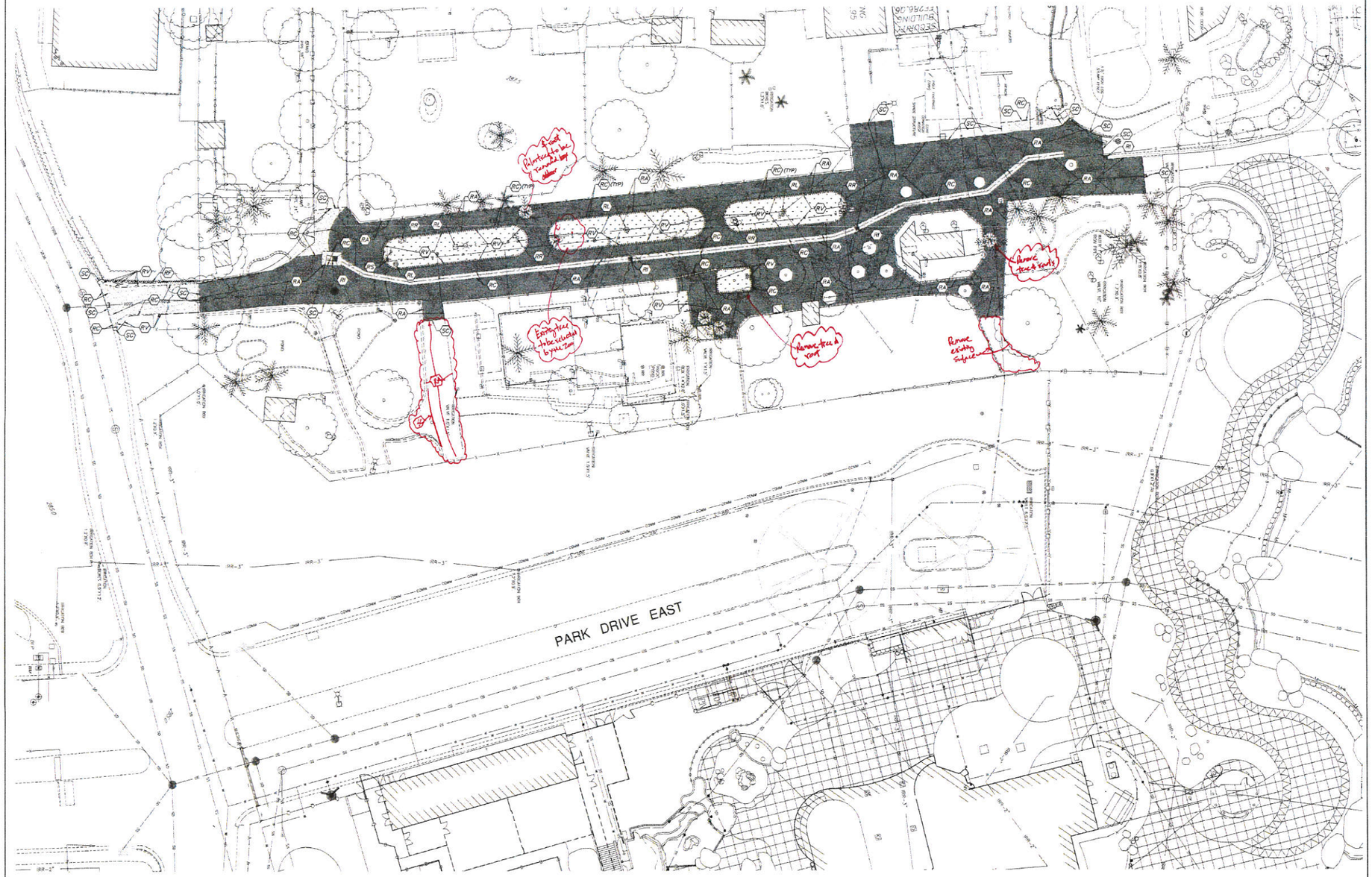

DEMOLITION LEGEND:

- (RA) REMOVE ASPHALT CONCRETE STRUCTURAL SECTION.
- (RC) REMOVE CONCRETE IMPROVEMENTS.
- (RF) REMOVE FENCE AND CONCRETE FOOTINGS.
- (RI) DEWATER AND REMOVE STORM DRAIN INLET STRUCTURE AND PLUG. CONNECT TO TO EXISTING SEWER LINE.
- (RL) REMOVE LIGHT POST AND FOOTING. TERMINATE WIRING AT PANEL.
- (RS) REMOVE SIGN POST AND FOOTING.
- (RW) REMOVE AND SALVAGE LANDSCAPE ROCK. DELIVER TO THE SITE LOCATION WITHIN THE ZOO AS DIRECTED BY THE ENGINEER.
- (RV) REMOVE VEGETATION, 6" MINIMUM DEPTH.
- (SC) SAWCUT.

LIMITS OF DEMOLITION.
LIMITS OF SAWCUT LINE.
LIMITS OF ASPHALTIC CONCRETE REMOVAL.
LIMITS OF CONCRETE IMPROVEMENTS REMOVAL.
LIMITS OF CONCRETE CURB REMOVAL.
LIMITS OF FENCE REMOVAL CURB REMOVAL.

DEMOLITION NOTES:

1. THE CONTRACTOR SHALL PROTECT ALL EXISTING SITE IMPROVEMENTS, TREES, UTILITIES AND LANDSCAPE AREAS NOT SPECIFIED FOR DEMOLITION.
2. THE DEMOLITION LIMITS SHOWN ARE SCHEMATIC. THE CONTRACTOR SHALL DEMOLISH AS NECESSARY TO CONSTRUCT THE NEW IMPROVEMENTS SHOWN IN THESE PLANS.
3. THE LIMITS OF SAWCUT FOR EXISTING ASPHALT CONCRETE AND CONCRETE ARE SCHEMATIC. SAWCUT AND REMOVE AS NECESSARY TO CONSTRUCT NEW IMPROVEMENTS.
4. THE CONTRACTOR SHALL LEGALLY DISPOSE OF ALL MATERIALS SPECIFIED FOR DEMOLITION.

0 20' 40'
SCALE: 1" = 20'

Alan Mok Engineering
Alan Mok, PE, PLS, LEED AP
Principal
7415 N. PALM AVENUE #101
FRESNO, CALIFORNIA 93711
Tel: 559-432-6879
Fax: 559-432-6897
www.alanmokengineering.com

PROJECT:

SOUTH CORRIDOR INFRASTRUCTURE IMPROVEMENTS PROJECT AT FRESNO CHAFFEE ZOO

LOCATION:
894 W Belmont Ave.
Fresno, CA 93728
(559) 498-5910

DRAWN FOR:
FRESNO CHAFFEE ZOO

LOCATION:
894 W Belmont Ave.
Fresno, CA 93728
(559) 498-5910

ALAN K. MOK, P.E., R.C.E 42,618

EDWARD M. WONG, P.E., R.C.E. 54,740

REGISTERED PROFESSIONAL ENGINEER — ALAN K. MOK — No. 42618 — EXP. 3/20/19 — CIVIL — STATE OF CALIFORNIA

ALAN MOK ENGINEERING EXPRESSLY RESERVES ITS COMMON LAW COPYRIGHT AND OTHER PROPERTY RIGHTS IN THESE PLANS. NEITHER THESE PLANS AND NOT TO BE REPRODUCED, CHANGED OR COPIED IN ANY FORM OR MANNER WHATSOEVER NOR ARE THEY TO BE ASSIGNED TO ANY THIRD PARTY WITHOUT FIRST OBTAINING THE WRITTEN PERMISSION AND CONSENT OF THE ENGINEER. IN THE EVENT OF UNAUTHORIZED REUSE OF THESE PLANS BY A THIRD PARTY, THE THIRD PARTY SHALL HOLD THE ENGINEER HARMLESS, AND SHALL BEAR THE COST OF THE ENGINEER'S LEGAL FEES, ASSOCIATED WITH DEFENDING AND ENFORCING THESE RIGHTS.

REVISIONS:

No.	DATE	DESCRIPTION

SHEET DESCRIPTION:

DEMOLITION PLAN

PROJECT COORDINATOR: AKM.	SHEET No.
PROJECT No. 217-0273	T3
DATE: 3/16/2018	
SCALE: AS NOTED	

R:\2017 PROJECTS\217-0273\Drawings\01 PRODUCTION DRAWINGS\217-0273_DEMO.DWG
PLOT: 3/21/2018 3:21 PM BY ED WONG

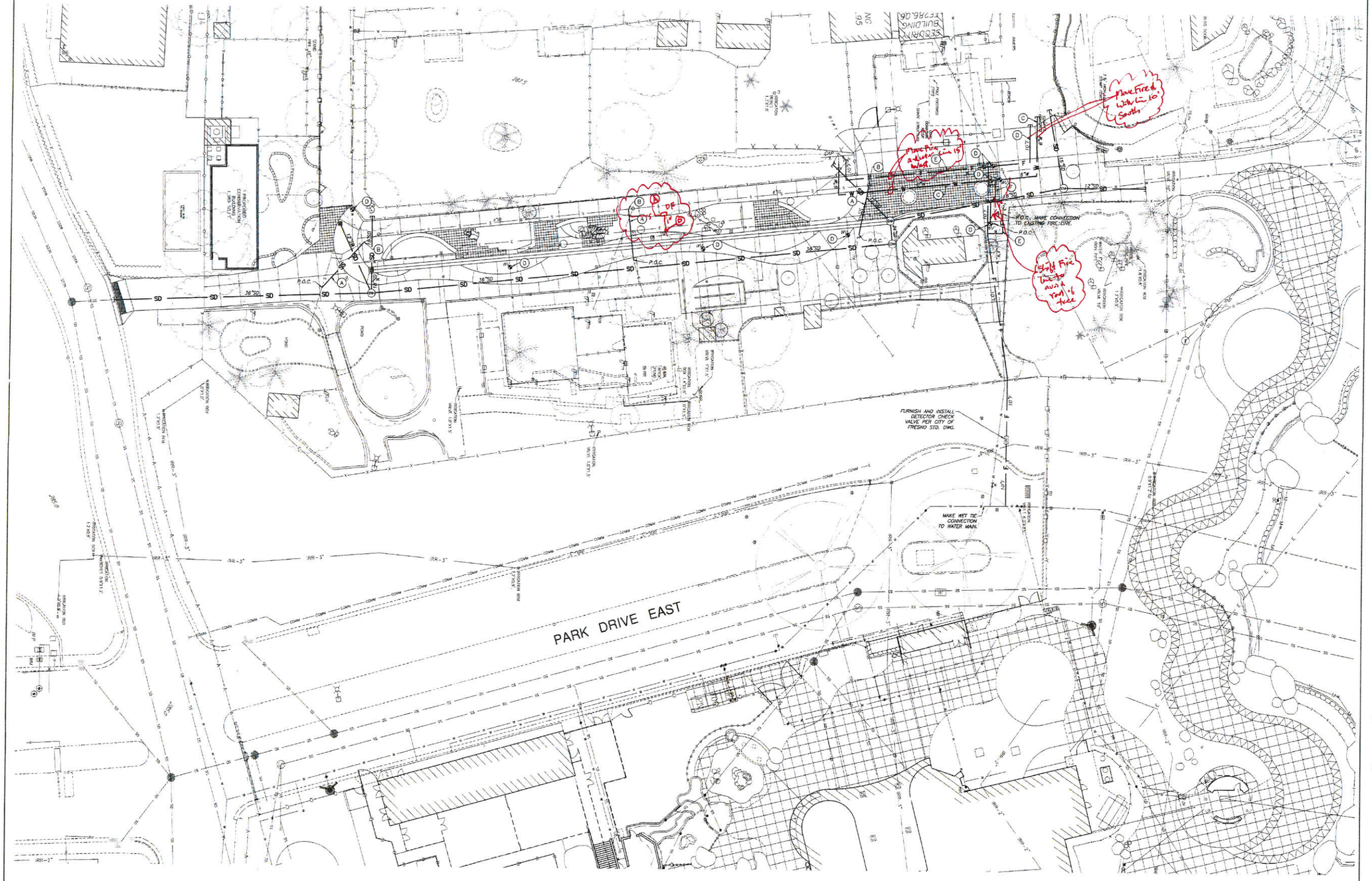

UTILITY LEGEND:

- (A) FURNISH AND INSTALL 6" SDR-35 SEWER MAIN AND FITTINGS, BACKFILL PER DETAIL B/C3.
- (B) MAKE CONNECTION TO EXISTING SEWER MAIN OR MANHOLE, CONTRACTOR SHALL PROVIDE ALL NECESSARY FITTINGS.
- (C) FURNISH AND INSTALL 6" WATER MAIN AND FITTINGS, BACKFILL PER DETAIL B/C3.
- (D) FURNISH AND INSTALL WATER VALVE AND BOX PER DETAIL G/C3.
- (E) FURNISH AND INSTALL 10" FIRE MAIN AND FITTINGS, BACKFILL PER DETAIL G/C3.
- F NEW FIRE LINE

Alan Mok Engineering

Alan Mok, PE, PLS, LEED AP
Principal

7415 N. PALM AVENUE #101
FRESNO, CALIFORNIA 93711
Tel. 559-432-6879
Fax. 559-432-6897
www.alanmokengineering.com

PROJECT:

SOUTH CORRIDOR INFRASTRUCTURE IMPROVEMENTS PROJECT AT FRESNO CHAFFEE ZOO

LOCATION:
894 W Belmont Ave.
Fresno, CA 93728
(559) 498-5910

DRAWN FOR:

FRESNO CHAFFEE ZOO

LOCATION:
894 W Belmont Ave.
Fresno, CA 93728
(559) 498-5910

ALAN K. MOK, P.E., R.C.E 42,618

EDWARD M. WONG, P.E., R.C.E. 54,740

REGISTERED PROFESSIONAL ENGINEER
ALAN K. MOK
No. 42618
CIVIL
STATE OF CALIFORNIA

ALAN MOK ENGINEERING EXPRESSLY RESERVES ITS COMMON LAW COPYRIGHT AND OTHER APPLICABLE PROPERTY RIGHTS IN THESE PLANS. THESE PLANS ARE NOT TO BE REPRODUCED, CHANGED, OR COPIED IN ANY FORM OR MANNER WHATSOEVER, NOR ARE THEY TO BE ASSIGNED TO A THIRD PARTY WITHOUT FIRST OBTAINING THE WRITTEN PERMISSION AND CONSENT OF THE ENGINEER. IN THE EVENT OF UNAUTHORIZED REUSE OF THESE PLANS BY A THIRD PARTY, THE THIRD PARTY SHALL HOLD THE ENGINEER HARMLESS, AND SHALL BEAR THE COST OF THE ENGINEER'S LEGAL FEES, ASSOCIATED WITH DEFENDING AND ENFORCING THESE RIGHTS.

REVISIONS:

No.	DATE	DESCRIPTION

SHEET DESCRIPTION:

UTILITIES PLAN

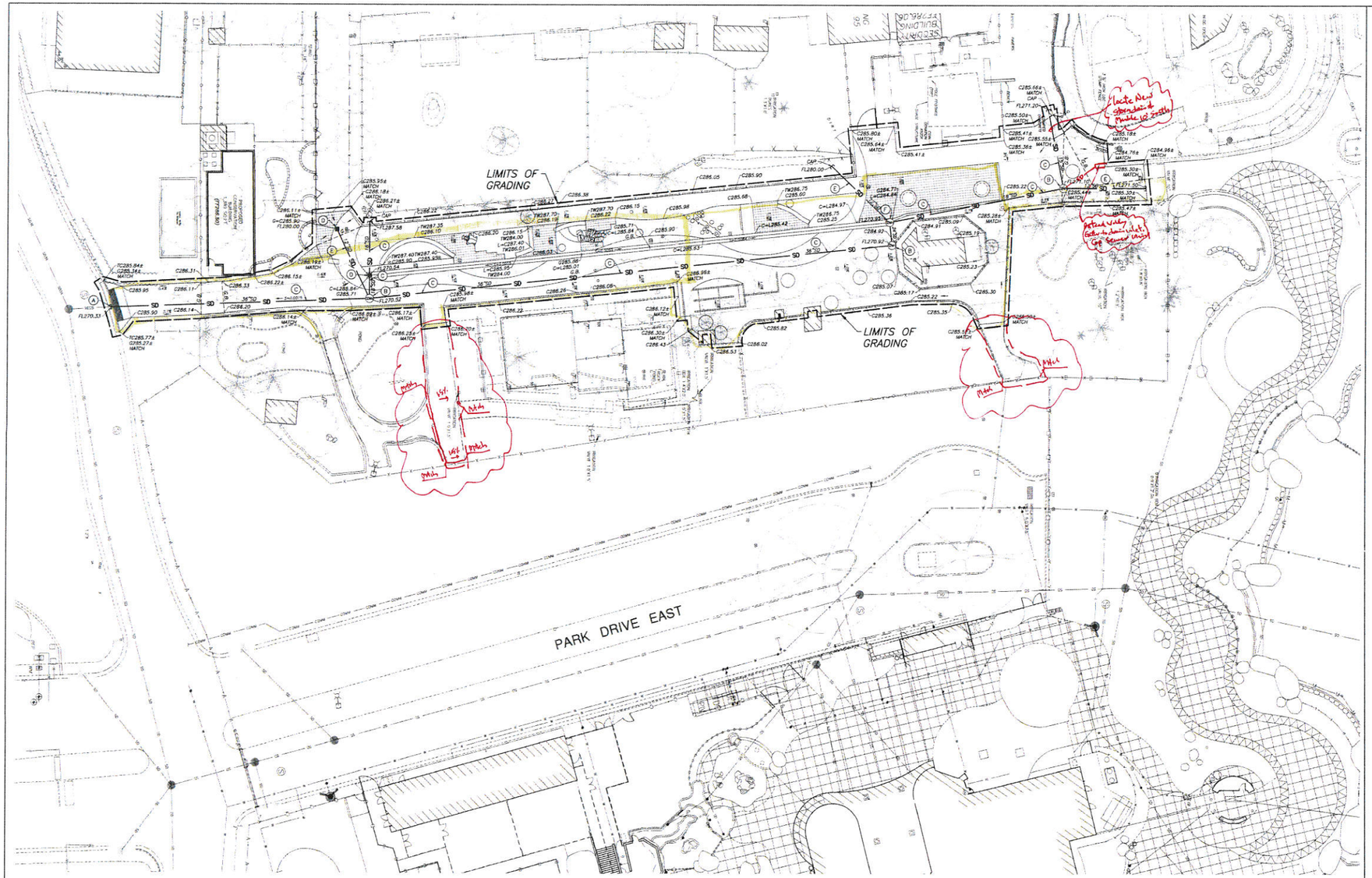

GRADING AND DRAINAGE LEGEND:

C	CONCRETE
FL	FLOWLINE
G.B.	GRADE BREAK
GR	GRATE
L	LIP
TW	TOP OF WALL
285.91	EXISTING GRADE
	DIRECTION OF DRAINAGE
1.5%	SURFACE SLOPE AND DIRECTION OF DRAINAGE
	NEW FLOWLINE SLOPE AND DIRECTION OF FLOW
100.01	NEW GRADE
	NEW FMFCD STORM DRAIN INLET
	GRADE BREAK
	NEW GUTTER OR SWALE FLOWLINE AND DIRECTION OF FLOW.
	LIMITS OF GRADING
SD 24"SD	NEW STORM DRAIN LINE; SIZE AS NOTED
(A)	REMOVE EXISTING PLUG, MAKE CONCRETE COLLAR CONNECTION TO EXISTING STORM DRAIN LINE PER DETAIL H/C3.
(B)	CONSTRUCT 48" STORM DRAIN MANHOLE WITH FRAME AND COVER PER DETAIL A/C3.
(C)	FURNISH AND INSTALL RCP, CLASS 3 STORM DRAIN PIPE, SIZE AS NOTED. BACKFILL PER DETAIL B/C3.
(D)	FURNISH AND INSTALL CHRISTY U-32 INLET WITH TRAFFIC-RATED GRATE PER DETAIL C/C3.
(E)	FURNISH AND INSTALL NEW STORM DRAIN PIPE. BACKFILL PER DETAIL B/C3.
(F)	CONSTRUCT 48" STORM DRAIN MANHOLE WITH INLET GRATE PER DETAIL A/C3.

GRADING NOTES:

1. THE "LIMITS OF GRADING" SHOWN ARE SCHEMATIC. THE CONTRACTOR SHALL CUT, FILL, BACKFILL, COMPACT, GRADE AND REGRADE AS NECESSARY TO PERFORM ALL NEW IMPROVEMENTS SHOWN ON THESE PLANS. AREAS BEYOND THE "LIMITS OF GRADING" DISTURBED BY THE ACTIVITIES OF THE CONTRACTOR AS PART OF THIS PROJECT SHALL BE REGRADED TO THE SATISFACTION OF THE OWNER.
2. THE CONTRACTOR SHALL ADJUST ALL NEW AND EXISTING UTILITY BOXES, VAULTS AND MANHOLE COVERS AND FRAME TO MATCH ADJACENT FINISHED SURFACE GRADE WITHIN THE "LIMITS OF GRADING". PER DETAIL B/C3.
3. THE LOCATION AND ALIGNMENT OF THE STORM DRAIN SYSTEM IS SCHEMATIC. ADJUSTMENTS ARE TO BE MADE IN THE FIELD DUE TO EXISTING UTILITIES AND NEW IMPROVEMENTS.
4. AS A FIRST ORDER OF WORK, CONTRACTOR SHALL POTHOLE EXISTING STORM DRAIN CONNECTION POINT AND VERIFY THE LOCATION AND ELEVATION PRIOR TO BEGINNING CONSTRUCTION.

0 20' 40'

SCALE: 1" = 20'

Alan Mok Engineering
Alan Mok, PE, PLS, LEED AP
Principal
7475 N. PALM AVENUE #101
FRESNO, CALIFORNIA 93711
Tel 559-432-6879
Fax 559-432-6897
www.alanmokengineering.com

PROJECT:

SOUTH CORRIDOR INFRASTRUCTURE IMPROVEMENTS PROJECT AT FRESNO CHAFFEE ZOO

LOCATION:
894 W Belmont Ave.
Fresno, CA 93728
(559) 498-5910

DRAWN FOR:

FRESNO CHAFFEE ZOO

LOCATION:
894 W Belmont Ave.
Fresno, CA 93728
(559) 498-5910

ALAN K. MOK, P.E., R.C.E. 42,818

EDWARD M. WONG, P.E., R.C.E. 54,740

ALAN MOK ENGINEERING EXPRESSLY RESERVES ITS COMMON LAW COPYRIGHT AND OTHER APPLICABLE PROPERTY RIGHTS IN THESE PLANS. THESE PLANS ARE NOT TO BE REPRODUCED, CHANGED, OR COPIED IN ANY FORM OR MANNER WHATSOEVER, NOR ARE THEY TO BE ASSIGNED TO A THIRD PARTY WITHOUT FIRST OBTAINING THE WRITTEN PERMISSION AND CONSENT OF THE ENGINEER. IN THE EVENT OF UNAUTHORIZED REUSE OF THESE PLANS BY A THIRD PARTY, THE THIRD PARTY SHALL HOLD THE ENGINEER HARMLESS AND SHALL REIMBURSE THE ENGINEER FOR LEGAL FEES ASSOCIATED WITH DEFENDING AND ENFORCING THESE RIGHTS.

REVISIONS:

No.	DATE	DESCRIPTION

SHEET DESCRIPTION:

GRADING AND DRAINAGE PLAN

PROJECT COORDINATOR: AKM	SHEET No. C1
PROJECT No. 217-0273	
DATE: 3/16/2018	
SCALE: AS NOTED	

P:\2017 PROJECTS\217-0273\DRAWINGS\PRODUCTION DRAWINGS\217-0273_GR.DWG
PLOT: 3/21/2018 3:33 PM BY ED WONG